

EXPORT CATALOGUE

EFFECTIVE FROM JANUARY 2024

FIT LINE

AND ORIGINAL ACCESSORIES



SICE
AUTOMOTIVE EQUIPMENT

REL. MAY 2024



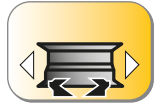
NEXION SPA reserves the right to change the specifications of its products at any time without prior notice. The company declines all responsibility in the event of claims deriving from the use of non-original accessories or spare parts with consequent forfeiture of the EC declaration of conformity.

SUMMARY

LIGHT TYRE CHANGERS	4
FIT LINE FL 44A	4
FIT LINE FL 44A LL	5
FIT LINE FL 41A	6
FIT LINE FL 41	7
FIT LINE FL 44	8
OPTIONAL ACCESSORIES FOR TYRE CHANGERS	9
TRUCK TYRE CHANGER	14
FIT LINE FL 53	14
FIT LINE FL 54	15
OPTIONAL ACCESSORIES FOR TRUCK TYRE CHANGERS	16
CAR WHEEL BALANCERS	17
FIT LINE FL 62	17
FIT LINE FL 64	18
OPTIONAL ACCESSORIES FOR CAR WHEEL BALANCERS	19
TRUCK WHEEL BALANCERS	24
FIT LINE TRUCK 700	24
COMPULSORY ACCESSORIES FOR FITLINE TRUCK 700	25
OPTIONAL ACCESSORIES FOR FITLINE TRUCK 700	25

FIT LINE FL 44A

STANDARD ACCESSORIES




*HTB 21

*HTB24 HELPER OPTIONAL
code 8-11900260

Code	Electric Supply	Description
0-11901301/39	400V/3Ph/50Hz	FitLine FL44A
0-11901312/39	200÷230V/1Ph/50Hz	FitLine FL44A
0-11901322/39	200÷230V/1Ph/60Hz	FitLine FL44A
0-11901311/39	400V/3Ph/50Hz	FitLine FL44A GP
0-11901304/39	100÷115V/1Ph/60Hz	FitLine FL44A GP
0-11901332/39	200÷230V/1Ph/50Hz	FitLine FL44A GP
0-11901342/39	200÷230V/1Ph/60Hz	FitLine FL44A GP
0-11901351/39	200÷230V/3Ph/60Hz	FitLine FL44A GP
0-11901321/39	400V/3Ph/50Hz	FitLine FL44A 2V
0-11901331/39	400V/3Ph/50Hz	FitLine FL44A 2V GP
8-11400336		Customization kit - FitLine FL44A

FIT LINE FL 44A LL


Dotazione



Code	Electric Supply	Description
0-11901701/39	400V/3Ph/50Hz	FitLine FL 44A LL
0-11901712/39	200÷230V/1Ph/50Hz	FitLine FL 44A LL
0-11901722/39	200÷230V/1Ph/60Hz	FitLine FL 44A LL
0-11901711/39	400V/3Ph/50Hz	FitLine FL 44A LL TI
0-11901704/39	100÷115V/1Ph/60Hz	FitLine FL 44A LL TI
0-11901732/39	200÷230V/1Ph/50Hz	FitLine FL 44A LL TI
0-11901742/39	200÷230V/1Ph/60Hz	FitLine FL 44A LL TI
0-11901751/39	200÷230V/3Ph/60Hz	FitLine FL 44A LL TI
0-11901721/39	400V/3Ph/50Hz	FitLine FL 44A LL 2V
0-11901731/39	400V/3Ph/50Hz	FitLine FL 44A LL 2V TI
8-11400342		Customization kit - FitLine FL 44A LL

FIT LINE FL 41A

Dotazione

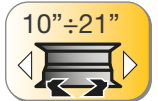


*HTB21 HELPER OPTIONAL
code 8-119002611

Code	Electric Supply	Description
0-11901401/39	400V/3Ph/50Hz	FitLine FL41A
0-11901412/39	200÷230V/1Ph/50Hz	FitLine FL41A
0-11901422/39	200÷230V/1Ph/60Hz	FitLine FL41A
0-11901411/39	400V/3Ph/50Hz	FitLine FL41A GP
0-11901404/39	100÷115V/1Ph/60Hz	FitLine FL41A GP
0-11901432/39	200÷230V/1Ph/50Hz	FitLine FL41A GP
0-11901442/39	200÷230V/1Ph/60Hz	FitLine FL41A GP
0-11901441/39	200÷230V/3Ph/60Hz	FitLine FL41A GP
0-11901421/39	400V/3Ph/50Hz	FitLine FL41A 2V
0-11901431/39	400V/3Ph/50Hz	FitLine FL41A 2V GP
8-11400337		Customization kit - FitLine FL41A

FIT LINE FL 41

Dotazione

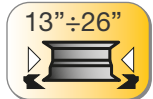


***HSA21 HELPER OPTIONAL**
code 8-11900262

Code	Electric Supply	Description	
0-11901501/39	400V/3Ph/50Hz	FitLine FL 41	
0-11901512/39	200÷230V/1Ph/50Hz	FitLine FL 41	
0-11901511/39	200÷230V/3Ph/50Hz	FitLine FL 41	
0-11901522/39	200÷230V/1Ph/60Hz	FitLine FL 41	
0-11901521/39	200÷230V/3Ph/60Hz	FitLine FL 41	
8-11400338		Customization kit - FitLine FL 41	

FIT LINE FL 44



Dotazione



***HSU24 HELPER OPTIONAL
code 8-11900263**

Code	Electric Supply	Description	
0-11901604/39	100÷115V/1Ph/60Hz	FitLine FL 44 GP	
8-11400339		Customization kit - FitLine FL 44	








OPTIONAL ACCESSORIES FOR TYRE CHANGERS

Image	Description	Code		FitLine FL44A	FitLine FL44A LL	FitLine FL41A	FitLine FL41	FitLine FL44
	<p><i>Helper HTB24</i></p>	<p>8-11900260</p>		<p>O</p>	<p>O</p>	<p>-</p>	<p>-</p>	<p>-</p>
	<p><i>Helper HTB21</i></p>	<p>8-11900261</p>		<p>O</p>	<p>O</p>	<p>O</p>	<p>-</p>	<p>-</p>









OPTIONAL ACCESSORIES FOR TYRE CHANGERS

Image	Description	Code		FitLine FL44A	FitLine FL44A LL	FitLine FL41A	FitLine FL41	FitLine FL44
	FWL 65 wheel lifter	8-11120075		O	O	O	-	O
	Helper HSA21	8-11900262		-	-	-	O	-
	Helper HSU24	8-11900263		-	-	-	-	O







OPTIONAL ACCESSORIES FOR TYRE CHANGERS

Image	Description	Code		FitLine FL44A	FitLine FL44A LL	FitLine FL41A	FitLine FL41	FitLine FL44
	WRSB Wheel support rotation base	CT-S-0600000		O	O	O	O	O
	Demount head quick change tool	CT-S-0110000		O	-	O	O	O
	Plastic demount head assy	CT-S-0120000		-	-	-	O	O
	Plastic demount head assy	CT-S-0310000		O	-	O	-	-
	Motorcycle demount head	C-21-8000100		O	-	O	O	O
	Tyre press assist device (for FitLine FL 41 and FitLine FL 44)	CT-S-0500000		-	-	-	O	O
	Motorcycle adaptors kit for inner adjustable jaws (11"-26") 4pcs	C-M-0200000		O	O	-	-	O
	Motorcycle adaptors kit for inner adjustable jaws 21" (8"-23") 4pcs	C-M-0200000A		-	-	O	O	-

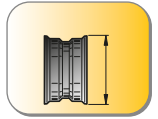
OPTIONAL ACCESSORIES FOR TYRE CHANGERS

Image	Description	Code		FitLine FL44A	FitLine FL44A LL	FitLine FL41A	FitLine FL41	FitLine FL44
	4 Motorcycle adaptors for high profile rim with spokes (for ex. BMW-Ducati) - (11"-26")	C-M-0300000		O	O	-	-	O
	4 Motorcycle adaptors for high profile rim with spokes (for ex. BMW-Ducati) - (8"-23")	C-M-0400000		-	-	O	O	-
	Cover lever (for FitLine FL 44A, FitLine FL 41A, Fitline FL 41, FitLine FL 44)	C-54-8000019		O	O	O	O	O
 x4	JAW COVER FOR ADJUSTABLE SYSTEM 24" YELLOW (N°4 PIECES)	8-11900265		O	O	-	-	O
 x4	DEMOUNT HEAD PROTECTION COVER YELLOW (N°4 PIECES)	8-11900266		O	-	O	O	O
 x4	DEMOUNT TAIL PROTECTION COVER YELLOW (N°4 PIECES)	8-11900267		O	-	O	O	O
 x4	JAW COVER TB 21" YELLOW (N°4 PIECES)	8-11900268		-	-	O	O	-
	Plastic protections kit (including 8 protections for 21" versions and 8 protections for 24" versions)	8-11900270		O	-	O	O	O
	Plastic protections kit for cover and lever (for FitLine FL 44A, FitLine FL 41A, Fitline FL 41, FitLine FL 44)	8-11900271		O	O	O	O	O


OPTIONAL ACCESSORIES FOR TYRE CHANGERS

Image	Description	Code		FitLine FL44A	FitLine FL44A LL	FitLine FL41A	FitLine FL41	FitLine FL44
	Plastic protections kit for motorcycle adapter, 4+4 pcs	8-11900272		O	O	O	O	O
	Protection kit for LL tool head	8-11120081		-	O	-	-	-
	Plastic bead pressing clamp .	CT-S-0200000		O	O	O	O	O
	EC Asturo pistol (EC approved).	8-11100362		O	O	O	O	O
	Inflating pistol bar/psi (for Extra EC Countries only).	8-11100357		O	O	O	O	O
	SVD Valve core screw driver car/truck (1 piece).	2019932		O	O	O	O	O
	VP Valve inserting lever.	2019933		O	O	O	O	O

FIT LINE FL 53

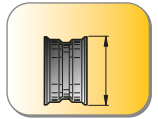


Dotazione




Code	Electric Supply	Description	
0-12102101/39	380 V/3Ph/50-60Hz	FitLine FL 53	
0-12102102/39	230V/3Ph/60Hz	FitLine FL 53	
0-12102103/39	230V/1Ph/60Hz	FitLine FL 53	
0-12102104/39	230V/1Ph/50Hz	FitLine FL 53	
8-12120017		Customization kit - FitLine 53	

FIT LINE FL 54







Dotazione



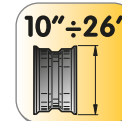
Code	Electric Supply	Description	
0-12104301/39	4380 V/3Ph/50-60Hz	FitLine FL 54	
0-12104302/39	230V/3Ph/60Hz	FitLine FL 54	
0-12104303/39	400 V/3Ph/60Hz	FitLine FL 54	
8-12120015		Customization kit - FitLine 54	

OPTIONAL ACCESSORIES FOR TRUCK TYRE CHANGERS

Image	Description	Code		FITLINE 53	FITLINE 54
 <p>x4</p>	<p>CGL56 Protection ALU rims - Alloy rim jaws kit</p>	<p>8-12120019</p>		-	O
	<p>Inserts kit for CGL56 alloy wheel protections</p>	<p>8-12100045</p>		-	O
	<p>PL Pliers for alloy rim.</p>	<p>801227195</p>		O	O
	<p>Locking adapter for alloy wheels Ø 161 mm.</p>	<p>8-12100007</p>		O	O
	<p>Locking adapter for alloy wheels Ø 164 mm.</p>	<p>8-12100005</p>		O	O
	<p>Locking adapter for alloy wheels Ø 176 mm.</p>	<p>8-12100006</p>		O	O
	<p>Locking adapter for alloy wheels Ø 202 mm.</p>	<p>8-12100008</p>		O	O
	<p>Locking adapter for alloy wheels Ø 220 mm.</p>	<p>8-12300001</p>		O	O
	<p>Locking adapter for alloy wheels Ø 221 mm.</p>	<p>8-12100009</p>		O	O
	<p>Locking adapter for alloy wheels Ø 281 mm.</p>	<p>8-12100010</p>		O	O

FIT LINE FL 62

Dotazione

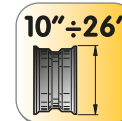


Code	Electric Supply	Description	
0-21900036/39	200÷230V/1Ph/50-60Hz	FITLINE FL 62 A - Display wheel balancer with automatic data input (distance & diameter 26"), automatic balancing with brake at the end of the electronic cycle (wheel guard included, centering and locking kit included)	
0-21900034/39	100÷115V/1Ph/50-60Hz	FITLINE FL 62 A - As above but with different power supply	
0-21900044/39	200÷230V/1Ph/50-60Hz	FITLINE FL 62 A NO WHEEL GUARD - Display wheel balancer with automatic data input (distance & diameter 26"), automatic balancing with brake at the end of the electronic cycle (wheel guard NOT included, centering and locking kit included)	
0-21900040/39	100÷115V/1Ph/50-60Hz	FITLINE FL 62 A NO WHEEL GUARD - As above but with different power supply	
0-21900035/39	200÷230V/1Ph/50-60Hz	FITLINE FL 62 M - Display wheel balancer with manual data input, automatic balancing with brake at the end of the electronic cycle (wheel guard included, centering and locking kit included)	
0-21900033/39	100÷115V/1Ph/50-60Hz	FITLINE FL 62 M - As above but with different power supply	
0-21900039/39	100÷115V/1Ph/50-60Hz	FITLINE FL 62 M NO WHEEL GUARD - Display wheel balancer with manual data input, automatic balancing with brake at the end of the electronic cycle (wheel guard NOT included, centering and locking kit included)	
8-21900202		Customization kit - Fitline 62 (compulsory)	

Base Color grey RAL 7040 (/39)

FIT LINE FL 64





Dotazione








Code	Electric Supply	Description
0-21900038/39	200÷230V/1Ph/50-60Hz	FITLINE FL 64 A - Monitor wheel balancer with automatic data input (distance & diameter 26"), automatic balancing with brake at the end of the electronic cycle (wheel guard included, centering and locking kit included, monitor NOT included)
0-21900037/39	100÷115V/1Ph/50-60Hz	FITLINE FL 64 A - As above but with different power supply
8-21900214		Customization kit - Fitline 64 (compulsory)

Base Color grey RAL 7040 (/39)


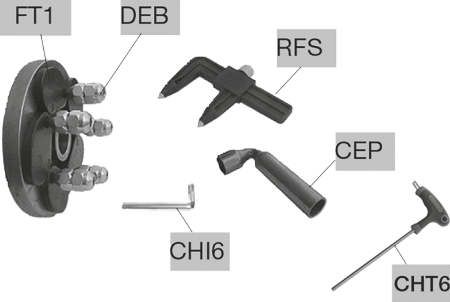


OPTIONAL ACCESSORIES FOR CAR WHEEL BALANCERS

Image	Description	Code		FitLine 62 M	FitLine 62 A	FitLine 64
	<p>19" wide-screen monitor.</p>	<p>8-21100235</p>		-	-	O
	<p>CCK - Customization colour kit (metal panel).</p>	<p>8-21900206/XX</p>		O	O	O
	<p>PB - Pedal brake.</p>	<p>8-21900207</p>		O	O	O
	<p>ES 6 D Width wheel measurement kit (only for automatic data input versions)</p>	<p>8-21900209</p>		-	O	O





OPTIONAL ACCESSORIES FOR CAR WHEEL BALANCERS

OPTIONAL ACCESSORIES FOR CAR WHEEL BALANCERS				FitLine 62 M	FitLine 62 A	FitLine 64
Image	Description	Code				
	LAER & LED kit only for automatic data input versions	8-21100238		○	○	○
	WG - Wheel guard kit, only for FitLine 62 versions without wheel guard included	8-21900211		○	○	
	ARU40 Ø 42÷156 mm (1.65"÷6,14") - recessed spring included	8-21900191		●	●	●
 DX1 CF1 CF2	DX-CBF - Pair of centering cone for van wheels (117-173 mm) with aluminium spacer Ø 40 mm.	8-21100141				
	DX1 Spacer	4-107426		○		○
	CF1 Cone for vans ø 117÷147 mm	4-107423				
	CF2 Cone for van ø 143÷173 mm	4-107424				
 B1 ø 56,6÷57,1 mm B2 ø 65÷67 mm B3 ø 73,2÷75,4 mm B4 ø 63,3÷64,2 mm B5 ø 58÷60,1 mm B7 ø 54÷56,1 mm	SBC - Set of six centring bushes ø 40.	8-21100082				
	B1 Smart (Mercedes), SEAT, Chevrolet, Fiat (Grande Punto), Opel, Audi, Skoda, VW	4-105075				
	B2 Citroen, Fiat (Scudo), Ford (Transit), Opel, Peugeot, Saab, Volvo, VW, Nissan, Audi (A4), Mercedes, Hyundai, Kia, Mazda, Mitsubishi	4-105076				
	B3 Aston Martin, BMW (X5, X6), Suzuki (Carry), Jaguar	4-105077				
	B4 Ford, Jaguar, Mazda (121, Mazda 2), Volvo, Honda, Alfa Romeo	4-105078				
	B5 Alfa Romeo, Citroen, Fiat, Lancia, Peugeot, Lada, Nissan, Dacia, Renault, Subaru, Toyota	4-105079				
	B7 Citroen (C1), Daihatsu, Hyundai, Kia, Mazda, Opel (Agila), Peugeot (106, 107), Subaru, Suzuki, Toyota, Honda, Mini (BMW), Proton	4-105080				



OPTIONAL ACCESSORIES FOR CAR WHEEL BALANCERS

Image	Description	Code		FitLine 62 M	FitLine 62 A	FitLine 64
 <p>ARS DARS</p>	<p>ARS - "Racing" accessory for sports wheels, for use with Racing bush</p> <p>DARS Spacer 30 mm</p>	<p>8-21100089</p> <p>4-105171</p>		<p>○</p>	<p>○</p>	<p>○</p>
 <p>FT1 DEB RFS CEP CHI6 CHT6</p>	<p>FRU - Universal self-centring flange for wheels with or without central hole, (hole ø min. 90 max. 210 mm).</p> <p>FRU SAConnecting rod with pin</p> <p>DEB Conical/spheric nut for wheel fixing</p> <p>RFS Caliper</p> <p>CEP Hexagonal key (22 mm)</p> <p>CHT 6 T-Hexagonal key CH6</p> <p>CHI 6 Hexagonal key CH6</p>	<p>8-21100091</p> <p>2401415</p> <p>321878</p> <p>441286</p> <p>426517</p> <p>4-105877</p> <p>600906</p>		<p>○</p>	<p>○</p>	
 <p>BF1</p> <p>BF2</p> <p>BF3</p> <p>BF4</p> <p>BF5</p>	<p>BVFF - Set of five bushings for precise centring on FRU flange.</p> <p>BF1 Bushing ø 55 Peugeot</p> <p>BF2 Bushing ø 58,1 Fiat Ritmo e Citroën CX/Evasion, Peugeot 806</p> <p>BF3 Bushing ø 60,1 Renault</p> <p>BF4 Bushing ø 65 Peugeot, Citroën</p> <p>BF5 Bushing ø 57 BMW,VW, AUDI, SEAT</p>	<p>8-21100092</p> <p>4-105110</p> <p>4-105174</p> <p>4-105175</p> <p>4-105176</p> <p>4-106570</p>		<p>○</p>	<p>○</p>	
	<p>PFC - weight pliers.</p>	<p>802227308</p>		<p>○</p>	<p>○</p>	

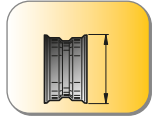
OPTIONAL ACCESSORIES FOR CAR WHEEL BALANCERS

Image	Description	Code		FitLine 62 M	FitLine 62 A	FitLine 64
	<p>EL 80 Universal pneumatic lifter, max load 80 kg</p>	8-21100161		○	○	○
	<p>BUK BASIC Basic bike universal kit to balance motorcycle and scooter wheels; complete with SK14 code 8-21900228 (also suitable for Fitline 60B) *Motorcycle extension gauge not included</p>	8-21900210		○	○	○
	<p>PRA5 Motorcycle extension gauge</p>	8-21900225		○	○	○
	<p>SK10 Shaft kit ø 10mm complete with clamping cones ø11-20 mm - ø11-20 mm, bushing and spacer L=150 mm</p>	8-21900226		○	○	○
	<p>SK12 Shaft kit ø 12mm complete with clamping cones ø13-24 mm , bushing and spacer L=250 mm</p>	8-21900227		○	○	○
	<p>SK14 Shaft kit ø 14mm complete with clamping cones ø15-25 mm - ø20-35 mm, bushing and spacer L=250 mm (supplied alsowith BUK BASIC code 8-21900210)</p>	8-21900228		○	○	○

OPTIONAL ACCESSORIES FOR CAR WHEEL BALANCERS

Image	Description	Code		FitLine 62 M	FitLine 62 A	FitLine 64
	<p>SK19 Shaft kit \varnothing 19mm complete with clamping cones \varnothing21-51 mm, bushing and spacer L=300 mm</p>	8-21900229		O	O	O
	<p>PRA6 Motorcycle extension gauge (for Fitline 60B)</p>	8-21900224		-	-	-

FIT LINE TRUCK 700



Dotazione













Code	Electric Supply	Description	
0-21900026/39	200÷230V/1Ph/50-60Hz	FITLINE TRUCK 700 - LCD Display electronic wheel balancer with automatic data input and automatic brake at the end of the spin; ITS Inverter Technology System; wheel guard and wheel lifter included	
0-21900025/39	100÷115V/1Ph/50-60Hz	FITLINE TRUCK 700 - As above but with different power supply	







COMPULSORY ACCESSORIES FOR FITLINE TRUCK 700

Image	Description	Code
	Customization kit - FitLine TRUCK 700	8-21900183



OPTIONAL ACCESSORIES FOR FITLINE TRUCK 700

Image	Description	Code
	<p>CCKT – Colored front panel</p> <p>The CCKT Kit can be purchased in the following colors:</p> <ul style="list-style-type: none"> RAL 3002 Red /16  RAL 5002 Blue /20  RAL 5015 Blue Sky /25  RAL 7016 Gray /34  RAL 1007 Yellow /40  RAL 9005 Black /90  	8-21900187/39
	L&L KIT - LASER & LED KIT	8-21900188
	<p>ART40 - Trucks flanges centering kit</p> <p>PCD 5 x 225, 285,75, 335 mm</p> <p>PCD 4 x 275, 285 mm</p>	8-21900220
	<p>KCT40</p> <p>Range 1: 211÷218 mm</p> <p>Range 2: 217÷224 mm</p> <p>Range 3: 277÷285 mm</p>	8-21900193

OPTIONAL ACCESSORIES FOR FITLINE TRUCK 700

Image	Description	Code	
	<p>GGR40 Centering kit diam 40 for central hole wheels 183,5÷223 mm - 17,5"-19.5"rims (IVECO-MAN- DAF)</p>	8-21100261	
	<p>ARFT40 Range 1: 95÷175 mm Range 2: 120÷133 mm Range 3: 144÷166 mm</p>	8-21900189	
	<p>ARU40 Ø 42÷156 mm (1.65"÷6,14") - recessed spring included</p>	8-21900191	
	<p>GTV40 - standard ring nut</p>	8-21900194	
	<p>GTR40 EVO PRO - Steel quick nut Ø 40x4 mm</p>	8-21100275	
	<p>GTR40 EVO - Quick nut Ø 40x4 mm</p>	8-21100276	

OPTIONAL ACCESSORIES FOR FITLINE TRUCK 700

Image	Description	Code	
	<p>TWS40 Truck wheel spacer Ø 40 (30mm - 1.19")</p>	<p>8-21100290</p>	
	<p>ACCESSORY RACK</p>	<p>8-21101402</p>	

