

EXPORT CATALOGUE
EFFECTIVE FROM JANUARY 2024

C-LINE LIFTING EQUIPMENT
& ORIGINAL ACCESSORIES



SICE
AUTOMOTIVE EQUIPMENT

REL. MAY 2024

COLOR TABLE

- 1) The standard company color of our lifting equipment is red RAL 3002 (-> /16 or /15).
- 2) Any request for special painting according to the official RAL table has a specific fee (the surcharge is listed in the price list based on the selected range of lifters).

WARNING

The free-of-charge customization kit is compulsory and must be always ordered together with the parts-No. of the selected lift.

NEXION SPA reserves the right to change the specifications of its products at any time without prior notice. The company declines all responsibility in the event of claims deriving from the use of non-original accessories or spare parts with consequent forfeiture of the EC declaration of conformity.

SUMMARY

ELECTRO-HYDRAULIC TWO POST LIFTS

PDCH 55C	4
PDCH 45C	4
COMPULSORY ACCESSORIES FOR PDCH 65C - PDCH 55C - PDCH 45C	5
OPTIONAL ACCESSORIES FOR PDCH 65C - PDCH 55C - PDCH 45C	6
PDCH 45C B	6
PDCH 35C B	7
COMPULSORY ACCESSORIES FOR PDCH 45C B AND PDCH 35C B	8
OPTIONAL ACCESSORIES FOR PDCH 45C B AND PDCH 35C B	9

ELECTRO-HYDRAULIC UNDERBODY SCISSORS TYPE LIFTS

PSCE 315C B	10
PSCE 310C B	10
COMPULSORY ACCESSORIES FOR PSCE 315C B AND PSCE 310C B	11
OPTIONAL ACCESSORIES FOR PSCE 315C B AND PSCE 310C B	12

LOW PROFILE DOUBLE SCISSORS LIFTS

PSC 3200C EF	14
PSC 3600C EF	14
COMPULSORY ACCESSORIES FOR PSC 3200C EF AND PSC 3600C EF	15
OPTIONAL ACCESSORIES FOR PSC 3200C EF AND PSC 3600C EF	16

HIGH PROFILE DOUBLE SCISSORS LIFTS

PSCA 36C T E	18
PSCA 40C T E	18
COMPULSORY ACCESSORIES FOR PSCA 36C T E, AND PSCA 40C T E	19
OPTIONAL ACCESSORIES FOR PSCA 36C T E, AND PSCA 40C T E	20

LOW PROFILE PLATFORM SCISSORS LIFTS

PSR 55C CT LT	22
PSR 55C CT	22
PSR 55C	23
PSR 45C CT LT	24
PSR 45C CT	24
PSR 45C	25
OPTIONAL ACCESSORIES FOR PSR55C AND PSR45C SERIES	26
	27
	27
	28

PDCH 55C

Three-Stage symmetric Arms



Main features:

- Capacity: 5.500 kg.
- Possibility of installation in symmetrical or asymmetric version.
- Lifting system: with hydraulic cylinders and synchronisation with wire ropes on the column top.
- Standard height of two-post connection: 4,050 mm.
- Single motor.
- Electro magnet safety release 24V.
- Three-stage symmetric arms with pads adjustable in height and extensions supplied as standard.
- Anticrushing safety bar as standard.
- Minimum lifting height: 100 mm.
- Maximum lifting height: 2.080 mm.

Also available versions (with optional column extension set):

- V: High version specific for vans (Height of two-post connection: 4,620 mm).
- XV: Extra-above version specific for vans and very high vehicles (Height of two-post connection: 5.220 mm).



PN	Power supply	Description	
0-43107700 /15	400V/3Ph/50-60Hz	PDCH 55C - Red RAL 3002 Orange peel - Capacity 5.500 kg.	
0-43107702/15	230V/1Ph/50Hz	PDCH 55C - Red RAL 3002 Orange peel - Capacity 5.500 kg.	
0-43107703/15	230V/1Ph/60Hz	PDCH 55C - Red RAL 3002 Orange peel - Capacity 5.500 kg.	
8-43400216		Customization kit for PDCH 55C (Compulsory)	

ELECTRO-HYDRAULIC TWO POST LIFTS

PDCH 45C

Three-Stage symmetric Arms



Mainfeatures:

- Capacity: 4.500 kg.
- Possibility of installation in symmetrical or asymmetric version.
- Lifting system: with hydraulic cylinders and synchronisation with wire ropes on the column top.
- Standard height of two-post connection: 4,050 mm.
- Single motor.
- Electro magnet safety release 24V.
- Three-stage symmetric arms with pads adjustable in height and extensions supplied as standard.
- Anticrushing safety bar as standard.
- Minimum lifting height: 100 mm.
- Maximum lifting height: 2.080 mm.


Also available versions (with optional column extension set):

- V: High version specific for vans (Height of two-post connection: 4,620 mm).
- XV: Extra-above version specific for vans and very high vehicles (Height of two-post connection: 5.220 mm).





PN	Power supply	Description	
0-43107800 /15	400V/3Ph/50-60Hz	PDCH 45C - Red RAL 3002 Orange peel - Capacity 4.500 kg.	
0-43107802/15	230V/1Ph/50Hz	PDCH 45C - Red RAL 3002 Orange peel - Capacity 4.500 kg.	
0-43107803/15	230V/1Ph/60Hz	PDCH 45C - Red RAL 3002 Orange peel - Capacity 4.500 kg.	
8-43400217		Customization kit for PDCH 45C (Compulsory)	

COMPULSORY ACCESSORIES FOR PDCH 65C - PDCH 55C - PDCH 45C

Picture	Description	PN	
	<p>Set of masonry screws (16 pcs.). For all models in the range.</p>	8-43100161	

OPTIONAL ACCESSORIES FOR PDCH 65C - PDCH 55C - PDCH 45C

Picture	Description	PN	
	<p>Column extension set L = 570 mm - (H = 4.620 mm)*.</p>	8-43100224/15	
	<p>Column extension set L = 1.170 mm - (H = 5.220 mm)*. *: Not available for PDCH 65C.</p>	8-43100225/15	
	<p>Manual emergency descent pump.</p>	8-43100205	

PDCH 45C B

Three-Stage asymmetrical Arms



Main features:

- Capacity: 4.500 kg.
- Single motor.
- Lifting system: with hydraulic cylinders and synchronisation with wire ropes on the column base.
- Three-stage asymmetric arms with pads adjustable in height and extensions supplied as standard.
- Minimum lifting height: 95 mm.
- Maximum lifting height: 1.945 mm

Main features:

- Capacity: 4.500 kg
- Low profile platform scissor lift with lifting table for wheel alignment.
- Automatic runway levelling system with master/slave hydraulic circuit.
- Runway length: 4600 mm



PN	Power supply	Description	
0-43107400/48	400V/3Ph/50-60Hz	PDCH 45C B - Grey RAL 7040 Orange peel - Capacity4.500 kg.	
0-43107402/48	230V/1Ph/50Hz	PDCH 45C B - Grey RAL 7040 Orange peel - Capacity4.500 kg.	
0-43107403/48	230V/1Ph/60Hz	PDCH 45C B - Grey RAL 7040 Orange peel - Capacity4.500 kg.	
8-43400214		Customization kit for PDCH 45C B (Compulsory)	

Other colors than the standard are NOT currently provided

PDCH 35C B

Three-Stage asymmetrical Arms



Mainfeatures:


- Capacity: 4.500 kg.
- Single motor.
- Lifting system: with hydraulic cylinders and synchronisation with wire ropes on the column base.
- Three-stage asymmetric arms with pads adjustable in height and extensions supplied as standard.
- Minimum lifting height: 95 mm.
- Maximum lifting height: 1.945 mm





PN	Power supply	Description	
0-43107500/48	400V/3Ph/50-60Hz	PDCH 35C B - Grey RAL 7040 Orange peel - Capacity 3.500 kg.	
0-43107502/48	230V/1Ph/50Hz	PDCH 35C B - Grey RAL 7040 Orange peel - Capacity 3.500 kg.	
0-43107503/48	230V/1Ph/60Hz	PDCH 35C B - Grey RAL 7040 Orange peel - Capacity 3.500 kg.	
8-43400212		Customization kit for PDCH 35C B (Compulsory)	

Other colors than the standard are NOT currently provided

COMPULSORY ACCESSORIES FOR PDCH 45C B AND PDCH 35C B

Picture	Description	PN	
	<p>Set tasselli di fissaggio (10 pz.). Per tutti i modelli della serie.</p>	8-43100233	

OPTIONAL ACCESSORIES FOR PDCH 45C B AND PDCH 35C B

Picture	Description	PN	
	<p>Main frame kit RAL7016. (To be order in case of location with critical floors).</p>	8-43100222	
	<p>Manual emergency descent pump.</p>	8-43100205	

PSCE 315C B



All models supplied with:

- 1 Set of 4 hard rubber blocks.

Main features:

- Capacity: 3.600 kg.
- For tyre specialists, car workshops and body repairers.
- Alignment of the runways by 2 anti-torsion connection bars.
- Built-in ascent and descent ramps to the runways.
- Automatic engagement of mechanical safety locks with pneumatic release system.
- Equipped with anti-crushing foot guard.
- Low voltage control unit with «dead-man» control system.
- Low profile configuration for on-floor installations.
- Runboard height from ground: 115 mm.
- Max. lifting height: 1000 mm.
- Runboard length: 2.040 (open ramps)

3600



PN	Power supply	Description	
0-41106600/15	230V/400V - 3PH - 50/60HZ	PSCE 315C B - Red RAL 3002 Orange peel - Capacity 3.600 kg.	
0-41106602/15	230V/1Ph/50Hz	PSCE 315C B - Red RAL 3002 Orange peel - Capacity 3.600 kg.	
0-41106603/15	230V/1Ph/60Hz	PSCE 315C B - Red RAL 3002 Orange peel - Capacity 3.600 kg.	
8-41400195		Customization kit for PSCE 315C B (Compulsory)	

PSCE 310C B



Main features:

- Capacity: 3.200 kg.
- For tyre specialists, car workshops and body repairers.
- Alignment of the runways by 2 anti-torsion connection bars.
- Built-in ascent and descent ramps to the runways.
- Automatic engagement of mechanical safety lock with pneumatic release system.
- Equipped with anti-crushing foot guard.
- Low voltage control unit with «dead-man» control system.
- Low profile configuration for on-floor installations.
- Runboard height from ground: 115 mm.
- Max. lifting height: 1000 mm.
- Runboard length: 2.040 (open ramps)




All models supplied with:

- 1 Set of 4 hard rubber blocks.






PN	Power supply	Description	
0-41106500/15	230V/400V - 3PH - 50/60HZ	PSCE 310C B - Red RAL 3002 Orange peel - Capacity 3.200 kg.	
0-41106502/15	230V/1Ph/50Hz	PSCE 310C B - Red RAL 3002 Orange peel - Capacity 3.200 kg.	
0-41106503/15	230V/1Ph/60Hz	PSCE 310C B - Red RAL 3002 Orange peel - Capacity 3.200 kg.	
8-41400194		Customization kit for PSCE 310C B (Compulsory)	


COMPULSORY ACCESSORIES FOR PSCE 315C B AND PSCE 310C B

Picture	Description	PN	
	Set of masonry screws (8 pcs.) For all models in the range.	8-41100203	

OPTIONAL ACCESSORIES FOR PSCE 315C B AND PSCE 310C B

Picture	Description	PN	
	M320 Moving wheel set for mobile version. Available for model PSCE 310C B only. NOTE: The lift with the mounted accessory is downgraded to 3000 kg. and is not reversible	8-41100320	
	Crossbar set (2 bars and 4 pads), L=1800 mm.	8-42300047	
	Pad set (4 pcs.) H = 80 mm.	8-42300027	

OPTIONAL ACCESSORIES FOR PSCE 315C B AND PSCE 310C B

<i>Picture</i>	<i>Description</i>	<i>PN</i>	
	Long ramps for vehicles with spoiler having length 1.200 mm (4 pcs).	8-44600003	

PSC 3200C EF



All models supplied with:
- 1 Set of 4 hard rubber blocks.

Main features:

- Capacity: 3.200 kg.
- Alignment of the runways with a dual MASTER/SLAVE circuit without mechanical safety racks.
- Runboards version with flaps (F).



PN	Power supply	Description	
0-41106000/15	230V/400V - 3PH - 50/60HZ	PSC 3200C EF - Red RAL 3002 Orange peel - Capacity 3.200 kg.	
0-41106002/15	230V/1Ph/50Hz	PSC 3200C EF - Red RAL 3002 Orange peel - Capacity 3.200 kg.	
0-41106003/15	230V/1Ph/60Hz	PSC 3200C EF - Red RAL 3002 Orange peel - Capacity 3.200 kg.	
8-41400189		Customization kit for PSC 3200C EF (Compulsory)	

PSC 3600C EF



Main features:

- Capacity: 3.600 kg.
- Alignment of the runways with a dual MASTER/SLAVE circuit without mechanical safety racks.
- Runboards version with flaps (F).




All models supplied with:
- 1 Set of 4 hard rubber blocks.


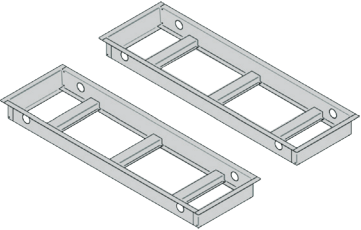



PN	Power supply	Description	
0-41106100/15	230V/400V - 3PH - 50/60HZ	PSC 3600C EF - Red RAL 3002 Orange peel - Capacity 3.600 kg.	
0-41106102/15	230V/1Ph/50Hz	PSC 3600C EF - Red RAL 3002 Orange peel - Capacity 3.600 kg.	
0-41106103/15	230V/1Ph/60Hz	PSC 3600C EF - Red RAL 3002 Orange peel - Capacity 3.600 kg.	
8-41400190		Customization kit for PSC 3600C EF (Compulsory)	





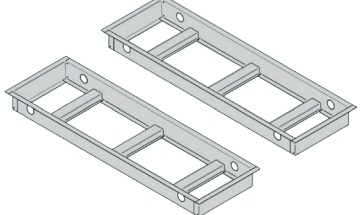
COMPULSORY ACCESSORIES FOR PSC 3200C EF AND PSC 3600C EF

Picture	Description	PN	
	<p>Set of masonry screws (8 pcs.) For all models in the range.</p>	8-41100203	

OPTIONAL ACCESSORIES FOR PSC 3200C EF AND PSC 3600C EF

Picture	Description	PN	
	<p>Off-the-road vehicle cross bar (2 pcs).</p>	8-42300047	
	<p>Flush installation frame set (galvanized) for C-line underbody low profile double scissor lifts with flaps (must be combined with 8-41100165)</p>	8-41100225	
	<p>Set of long ramps for on-floor version</p>	8-41100207	

OPTIONAL ACCESSORIES FOR PSC 3200C EF AND PSC 3600C EF

Picture	Description	PN	
	<p>Extensions for pipes and cables L = 1 mt. (protection covers included.)</p>	8-41100184	
	<p>Extensions for pipes and cables L = 2 mt. (protection covers included.)</p>	8-41100185	
	<p>Kit of 4 rubber blocks height 80 mm.</p>	8-42300027	
	<p>Angle pipe protection cover</p>	8-41100143	
	<p>In-pit installation kit for lifts with flaps, incl. support for flaps that must be bolted to the ground - mandatory for recessed installation</p>	8-41100165	

PSCA 36C T E

Main features:

- Capacity: 3.600 kg.
- Alignment of the runways with a dual MASTER/SLAVE circuit without mechanical safety racks.



All models supplied with:
- 1 Set of 4 hard rubber blocks.



PN	Power supply	Description	
0-41106300/15	230V/400V - 3PH - 50/60HZ	PSCA 36C T E - Red RAL 3002 Orange peel - Capacity 3.600 kg.	
0-41106302/15	230V/1Ph/50Hz	PSCA 36C T E - Red RAL 3002 Orange peel - Capacity 3.600 kg.	
0-41106303/15	230V/1Ph/60Hz	PSCA 36C T E - Red RAL 3002 Orange peel - Capacity 3.600 kg.	
8-41400192		Customization kit for PSCA 36C T E (Compulsory)	

PSCA 40C T E

Main features:

- Capacity: 4.000 kg.
- Alignment of the runways with a dual MASTER/SLAVE circuit without mechanical safety racks.




All models supplied with:

- 1 Set of 4 hard rubber blocks.


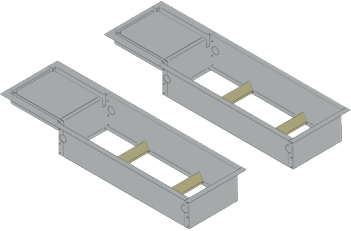



PN	Power supply	Description	
0-41106400/15	230V/400V - 3PH - 50/60HZ	PSCA 40C T E - Red RAL 3002 Orange peel - Capacity 4.000 kg.	
0-41106402/15	230V/1Ph/50Hz	PSCA 40C T E - Red RAL 3002 Orange peel - Capacity 4.000 kg.	
0-41106403/15	230V/1Ph/60Hz	PSCA 40C T E - Red RAL 3002 Orange peel - Capacity 4.000 kg.	
8-41400193		Customization kit for PSCA 40C T E (Compulsory)	



COMPULSORY ACCESSORIES FOR PSCA 36C T E, AND PSCA 40C T E

Picture	Description	PN	
	Set of masonry screws (8 pcs.) For all models in the range.	8-41100203	

OPTIONAL ACCESSORIES FOR PSCA 36C T E, AND PSCA 40C T E

Picture	Description	PN	
	Off-the-road vehicle cross bar (2 pcs).	8-42300047	
	Flush installation frame set (2 pcs) for lifts with 3.6 t capacity	8-41100204	
	Flush installation frame set (2 pcs) for lifts with 4.0 t capacity	8-41100171	
	Extensions for pipes and cables L=1 mt. (protection covers included.)	8-41100184	

OPTIONAL ACCESSORIES FOR PSCA 36C T E, AND PSCA 40C T E

Picture	Description	PN	
	<p>Extensions for pipes and cables L = 2 mt. (protection covers included.)</p>	8-41100185	
	<p>Kit of 4 rubber blocks height 80 mm.</p>	8-42300027	

LOW PROFILE PLATFORM SCISSORS LIFTS

PSR 55C CT LT

with lift table "LT"

Main features:

- Capacity: 5.500 kg
- Low profile platform scissor lift with lifting table for wheel alignment.
- Automatic runway levelling system with master/slave hydraulic circuit.
- Runway length: 4600 mm / 5200 mm



All models supplied with:

- 1 Set of 4 hard rubber blocks.

DELIVERY AVAILABLE FROM CHINA ONLY

5500



PN	Power supply	Description	
0-42116000/15	230-400V/3Ph/50-60Hz	PSR 55C CT LT , with LT lift table, runway length 4600 mm	
8-42400163		Customization kit - PSR 55C CT LT, compulsory	
0-42116010/15	230-400V/3Ph/50-60Hz	PSR 55C CT LT I , with LT lift table, runway length 4600 mm, in-pit installation	
8-42400223		Customization kit - PSR 55C CT LT I, compulsory	
0-42116500/15	230-400V/3Ph/50-60Hz	PSR 55C CT LT , with LT lift table, runway length 5200 mm	
8-42400219		Customization kit - PSR 55C CT LT, compulsory	
0-42116510/15	230-400V/3Ph/50-60Hz	PSR 55C CT LT I , with LT lift table, runway length 5200 mm, in-pit installation	
8-42400224		Customization kit - PSR 55C CT LT I, compulsory	

PSR 55C CT

Main features:

- Capacity: 5.500 kg
- Low profile platform scissor lift for wheel alignment.
- Automatic runway levelling system with master/slave hydraulic circuit.
- Runway length: 4600 mm / 5200 mm



All models supplied with:

- 1 Set of 4 hard rubber blocks.

DELIVERY AVAILABLE FROM CHINA ONLY

5500



PN	Power supply	Description	
0-42112100/15	230-400V/3Ph/50-60Hz	PSR 55C CT , runway length 4600 mm	
8-42400164		Customization kit - PSR 55C CT, compulsory	
0-42112110/15	230-400V/3Ph/50-60Hz	PSR 55C CT I , runway length 4600 mm, in-pit installation	
8-42400226		Customization kit - PSR 55C CT I, compulsory	
0-42116600/15	230-400V/3Ph/50-60Hz	PSR 55C CT , runway length 5200 mm	
8-42400220		Customization kit - PSR 55C CT, compulsory	
0-42116610/15	230-400V/3Ph/50-60Hz	PSR 55C CT I , runway length 5200 mm, in-pit installation	
8-42400227		Customization kit - PSR 55C CT I, compulsory	

PSR 55C

Main features:

- Capacity: 5.500 kg
- Low profile platform scissor lift for service/ inspection.
- Automatic runway levelling system with master/slave hydraulic circuit.
- Runway length: 4600 mm / 5200 mm



All models supplied with:

- 1 Set of 4 hard rubber blocks.

DELIVERY AVAILABLE FROM CHINA ONLY

5500



PN	Power supply	Description	
0-42112300/15	230-400V/3Ph/50-60Hz	PSR 55C , runway length 4600 mm	
8-42400166		Customization kit - PSR 55C, compulsory	
0-42112310/15	230-400V/3Ph/50-60Hz	PSR 55C I , runway length 4600 mm, in-pit installation	
8-42400229		Customization kit - PSR 55C I, compulsory	
0-42116800/15	230-400V/3Ph/50-60Hz	PSR 55C , runway length 5200 mm	
8-42400221		Customization kit - PSR 55C, compulsory	
0-42116810/15	230-400V/3Ph/50-60Hz	PSR 55C I , runway length 5200 mm, in-pit installation	
8-42400230		Customization kit - PSR 55C I, compulsory	

PSR 45C CT LT

with lift table "LT"

Main features:

- Capacity: 4.500 kg
- Low profile platform scissor lift with lifting table for wheel alignment.
- Automatic runway levelling system with master/slave hydraulic circuit.
- Runway length: 4200 mm



DELIVERY AVAILABLE FROM CHINA ONLY



All models supplied with:

- 1 Set of 4 hard rubber blocks.

PN	Power supply	Description	
0-42116100/15	230-400V/3Ph/50-60Hz	PSR 45C CT LT , with LT lift table, runway length 4200 mm	
8-42400167		Customization kit - PSR 45C CT LT, compulsory	
0-42116110/15	230-400V/3Ph/50-60Hz	PSR 45C CT LT I , with LT lift table, runway length 4200 mm, in-pit installation	
8-42400222		Customization kit - PSR 45C CT LT I, compulsory	

PSR 45C CT

Main features:

- Capacity: 4.500 kg
- Low profile platform scissor lift for wheel alignment.
- Automatic runway levelling system with master/slave hydraulic circuit.
- Runway length: 4200 mm



DELIVERY AVAILABLE FROM CHINA ONLY



All models supplied with:

- 1 Set of 4 hard rubber blocks.



PN	Power supply	Description	
0-42116200/15	230-400V/3Ph/50-60Hz	PSR 45C CT , runway length 4200 mm	
8-42400168		Customization kit - PSR 45C CT, compulsory	
0-42116210/15	230-400V/3Ph/50-60Hz	PSR 45C CT I , runway length 4200 mm, in-pit installation	
8-42400225		Customization kit - PSR 45C CT I, compulsory	

PSR 45C

Main features:

- Capacity: 4.500 kg
- Low profile platform scissor lift for service/ inspection.
- Automatic runway levelling system with master/ slave hydraulic circuit.
- Runway length: 4200 mm



DELIVERY AVAILABLE FROM CHINA ONLY








All models supplied with:

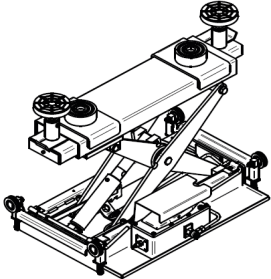
- 1 Set of 4 hard rubber blocks.

PN	Power supply	Description	
0-42116400/15	230-400V/3Ph/50-60Hz	PSR 45C , runway length 4200 mm	
8-42400170		Customization kit - PSR 45C, compulsory	
0-42116410/15	230-400V/3Ph/50-60Hz	PSR 45C I , runway length 4200 mm, in-pit installation	
8-42400228		Customization kit - PSR 45C I, compulsory	

OPTIONAL ACCESSORIES FOR PSR55C AND PSR45C SERIES

Picture	Description	PN	
	Set of cross bars , to be ordered with the lift, compulsory for usage of 2 jacking beams, recommended for wheel alignment, standard colour grey RAL 7016 fixed	8-42100218	
	Off-the-road vehicle cross bar (2 pcs).	8-42300047	
	Kit of 4 rubber blocks height 80 mm.	8-42300027	
	Complete low-voltage lighting kit .	8-42100185	
	Pipe extensions kit L= 2m (for lifts with LT)	8-42100183	
	Pipe extensions kit L= 4m (for lifts with LT)	8-42100184	
	Pipe extensions kit L= 2m (for lifts without LT)	8-42100173	
	Pipe extensions kit L= 4m (for lifts without LT)	8-42100174	

OPTIONAL ACCESSORIES FOR PSR55C AND PSR45C SERIES

Picture	Description	PN	
	<p>Scissor Jack 2,2 ton. Gray Ral 7016.</p>	<p>J804-0000000</p>	
<p>IMAGE NOT AVAILABLE</p>	<p>Transformation kit from surface-mounted to recessed installation</p>	<p>8-42100234/00</p>	

